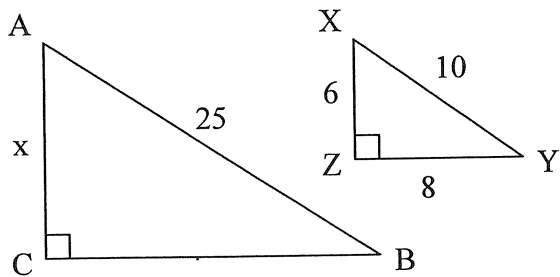


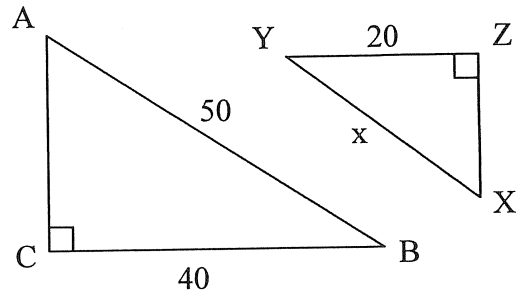
MFM2P1 – SIMILAR TRIANGLES WORKSHEET

For questions #1-4, use the given similarity statement to write a proportion and then solve for the indicated variables.

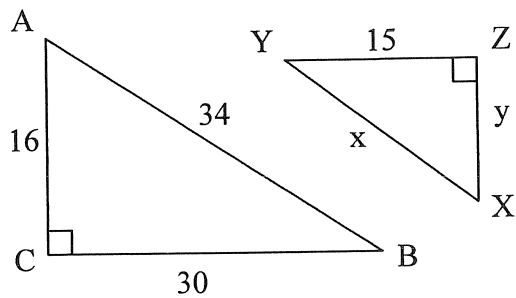
1. $\triangle ABC \sim \triangle XYZ$



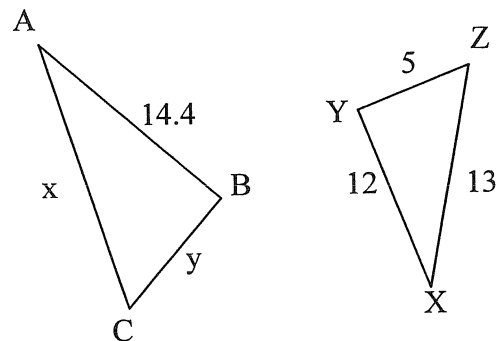
2. $\triangle ABC \sim \triangle XYZ$



3. $\triangle ABC \sim \triangle XYZ$



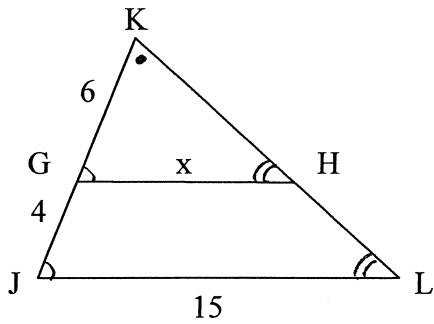
4. $\triangle ABC \sim \triangle XYZ$



For questions 5 and 6, use the given diagram to

- i.) identify corresponding equal angles
- ii.) write a similarity statement between two of the triangles
- iii.) write a proportion
- iv.) solve for the indicated variables using the proportion

5.



6.

