

Diagram F

Kuta Software - Infinite Geometry

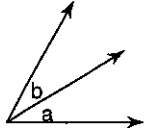
Name _____

Date _____ Period _____

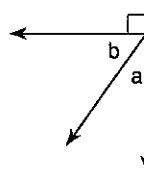
Angle Pair Relationships

Name the relationship: complementary, linear pair, vertical, or adjacent.

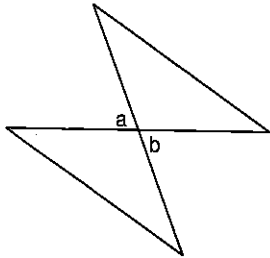
3)



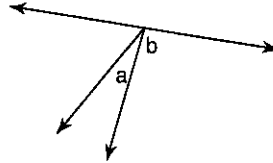
4)



5)

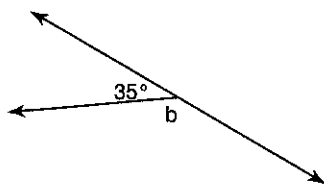


6)

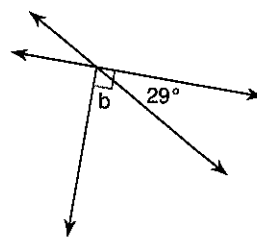


Find the measure of angle b.

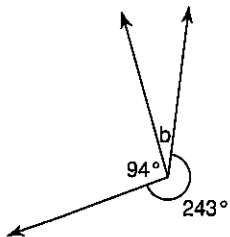
13)



14)



15)



16)

